

Investor Presentation

November 2025



Contents

1. Introduction to BKS Bank	2
2. Why Invest	14
3. Appendix	22
4. Glossary, Contacts, Disclaimer	30

Who is BKS Bank?

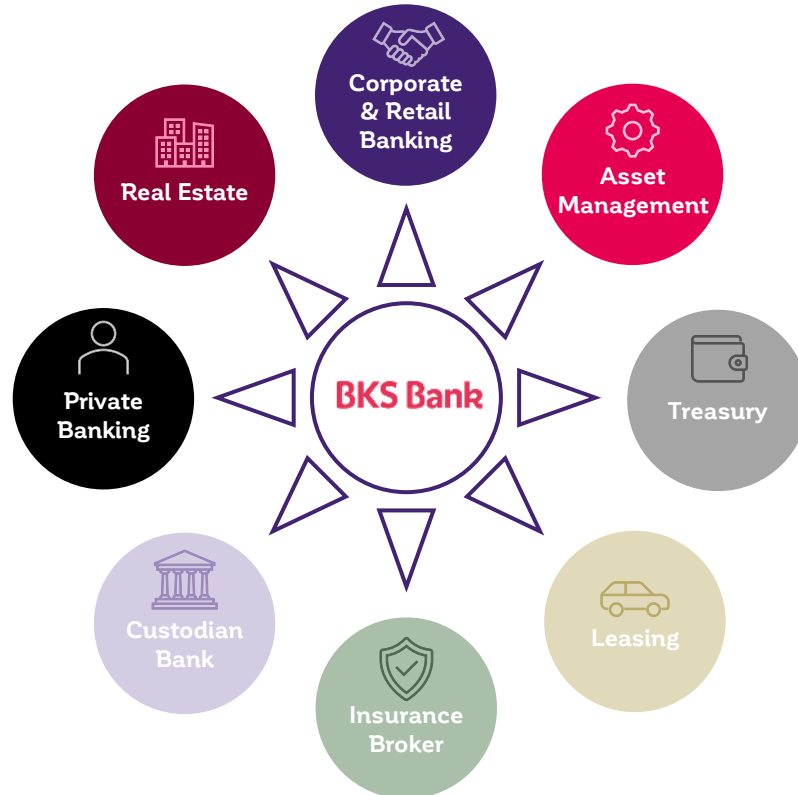
A Bank with a Unique Business Setup

- Independent and Stock-Listed
Total Assets ~EUR 11bn, Market Capitalization ~EUR 800mn
- Regional and International
Based in Austria – present in Slovenia, Croatia, Slovakia and Serbia
- Personal and Digital
63 bank branches – product range fully digitalized
- Sustainable and Social
Pioneering in green products – top ESG position
- Corporate and Private
Premium banking service provider for ~28k corporations and ~167k retail clients



A Universal Bank

A Full Range of First-Class Quality Services

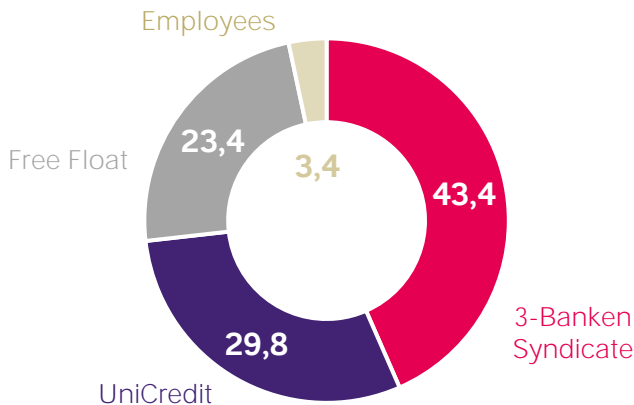


A Solid Bank

Stable Ownership, Sound Credit Ratings

Shareholder Structure

%

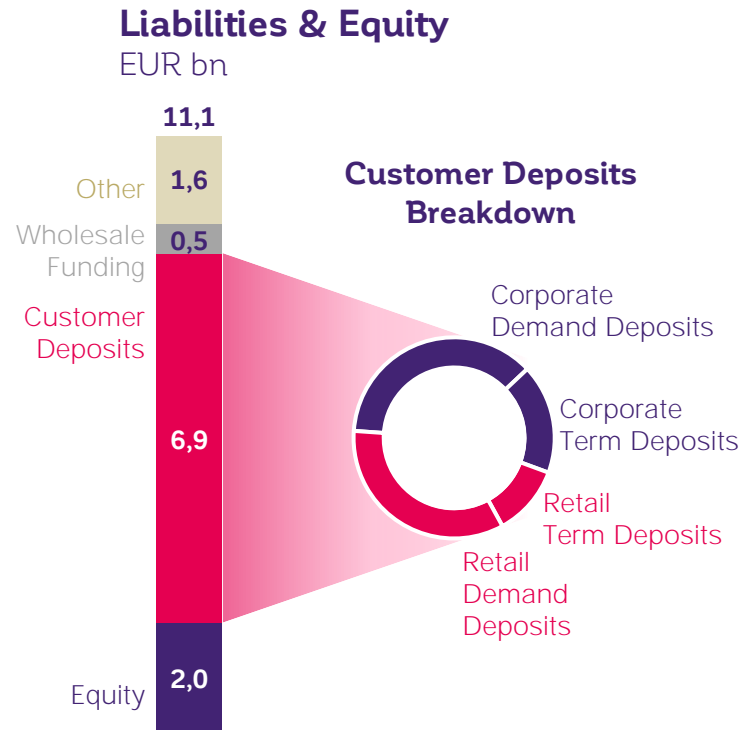
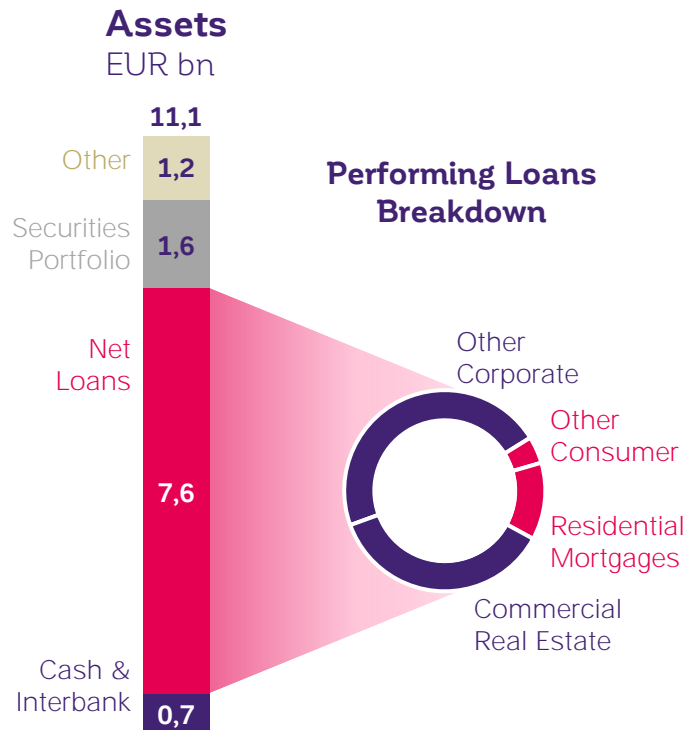


S&P Credit Ratings

	Rating	Outlook
Long-term issuer rating	BBB+	stable
Mortgage-backed cover pool	AAA	stable
Stand-Alone Credit Profile (SACP)	bbb	stable

Corporate Banking Origins

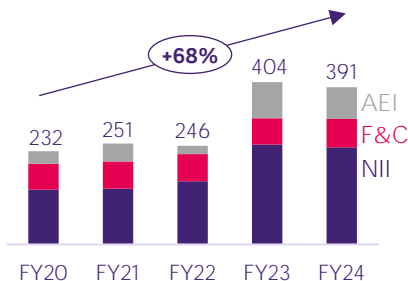
Growth Focus on Retail



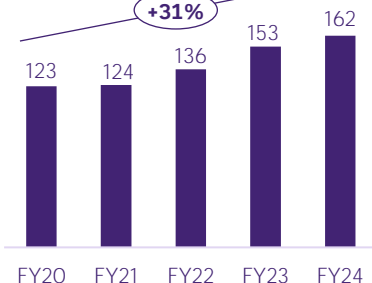
Strong Track Record

Strict Discipline Drives Growth

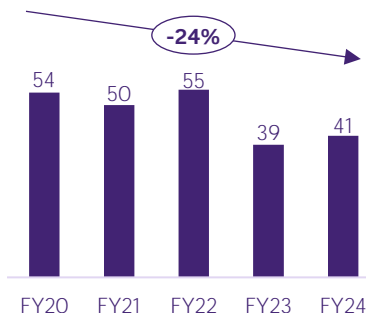
Operating Income
EUR mn



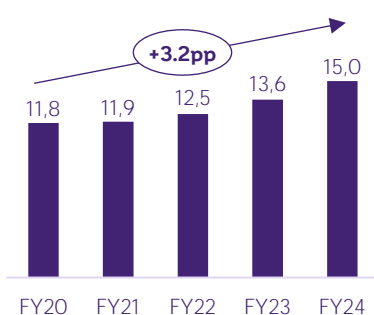
Operating Expenses
EUR mn



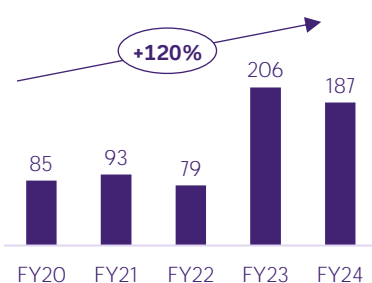
Cost-income Ratio %



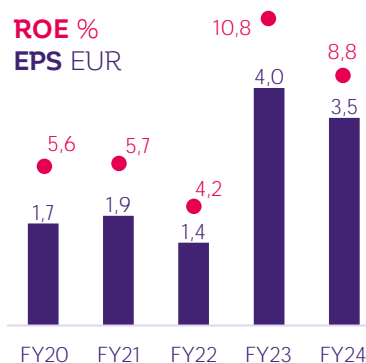
CET 1-Ratio %



Pre-Tax Result
EUR mn



ROE %
EPS EUR



Key Drivers

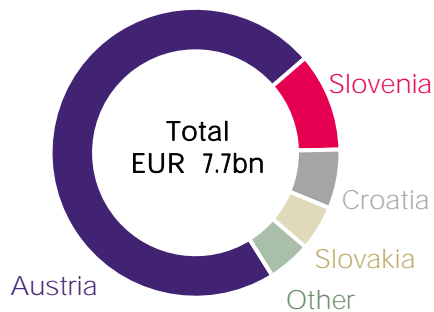
- Margin over Volume
- Cost Discipline
- Risk Discipline
- Capital Allocation Discipline

For abbreviations, please consult glossary.

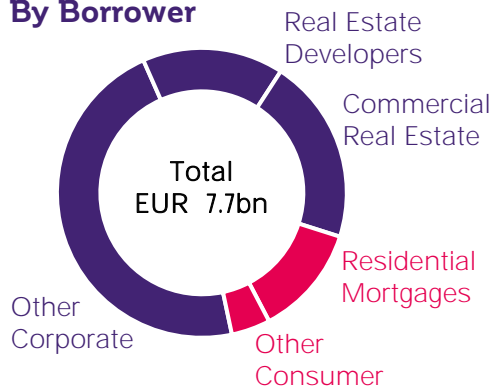
Diverse Loan Portfolio

A Balanced Diversification

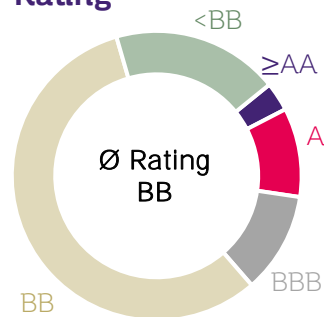
By Geography



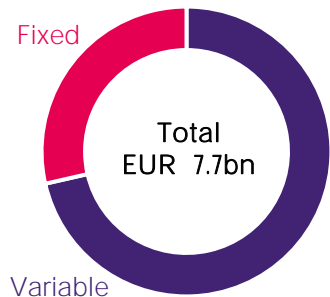
By Borrower



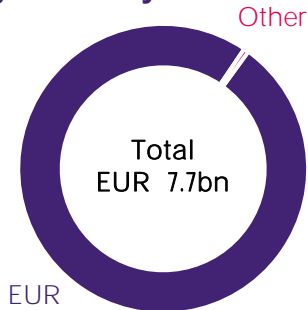
By Rating



By Interest Rate



By Currency



By Maturity

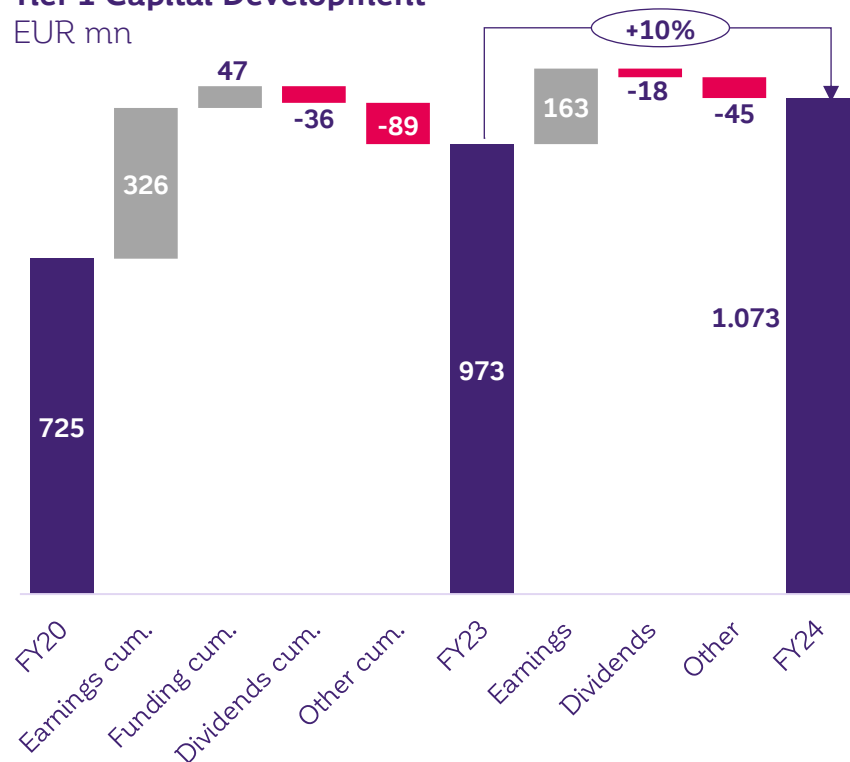


Earnings Growth Creates Ample Buffer

Organic Expansion with Comfortable Capital Position

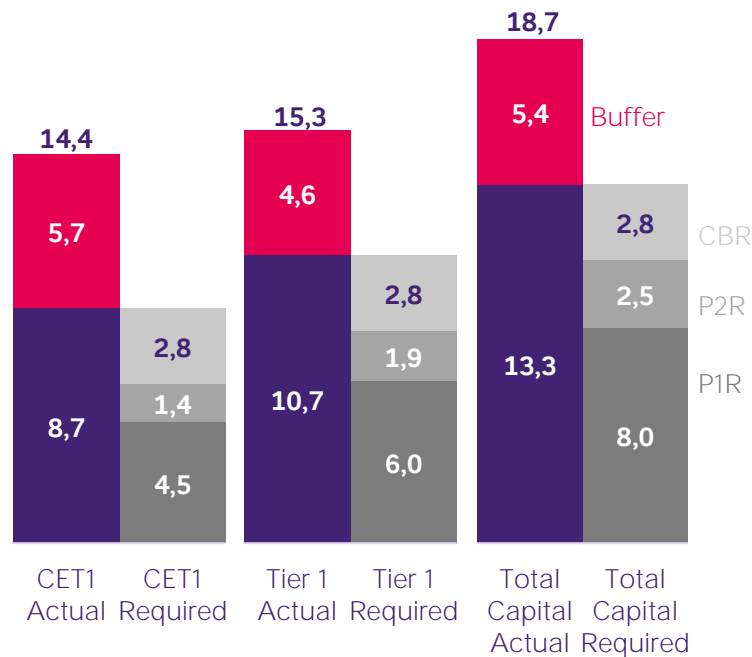
Tier 1 Capital Development

EUR mn



Capital Ratios and Requirements

% of TREA



Data as of 30.09.2025.

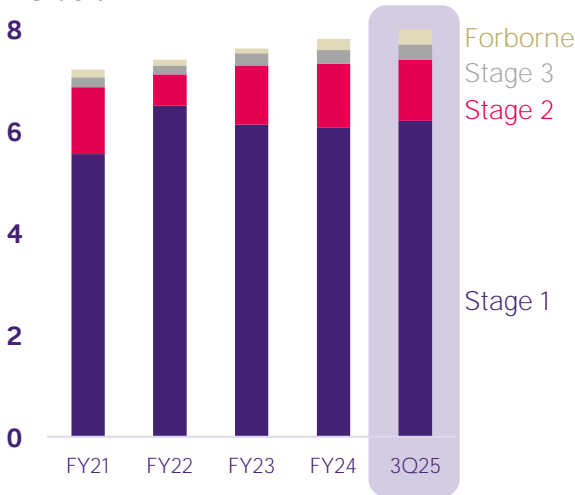
For abbreviations, please consult glossary.

Sound Asset Quality

Conservative Risk Approach

Gross Loans by Stage

EUR bn



NPL-Ratio %

2.2	2.1	2.9	3.2	3.5
-----	-----	-----	-----	-----

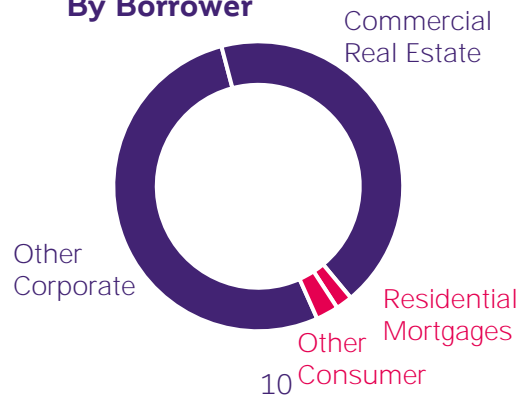
NPL Coverage (CR III) %

91.0	86.0	87.5	91.8	90.3
------	------	------	------	------

Non-Performing Loans, 3Q25 By Geography

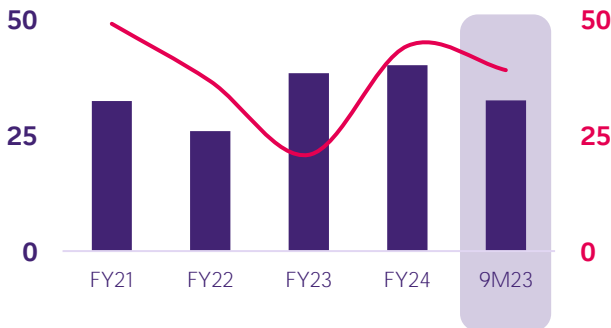


By Borrower



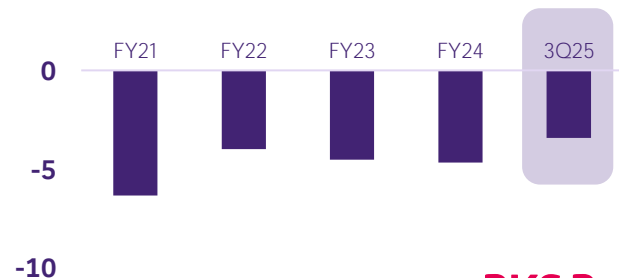
Loan Loss Provisions EUR mn

Cost of Risk bps, rhs



Equity Capital PV Sensitivity

% at 100 bps interest rate increase



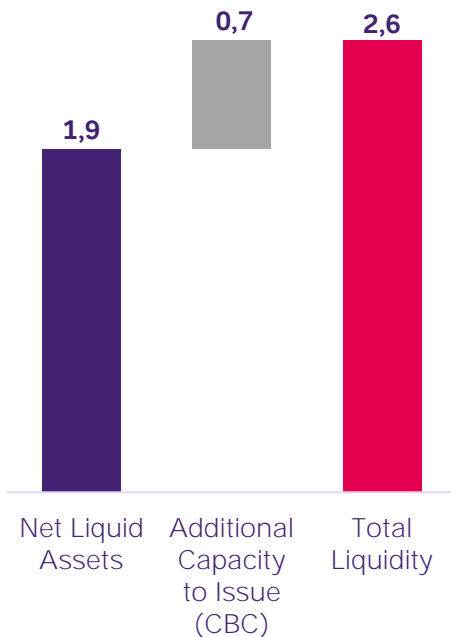
For abbreviations, please consult glossary.

Varied Sources of Liquidity

Best-in-Class Liquidity Position

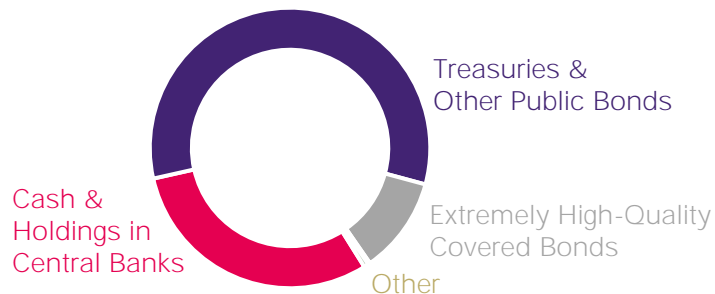
Liquid Assets

EUR bn


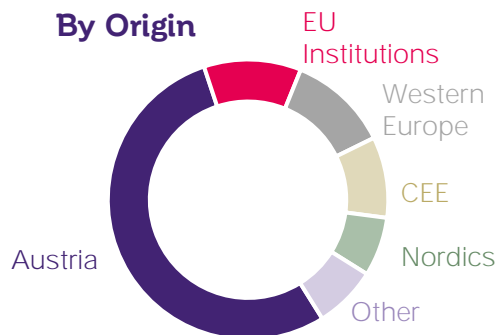


High Quality Liquid Assets

By Issuer





By Origin



First Mover in Sustainable Banking

A Long-Standing Tradition

BKS Bank Results		Position within peer group
 <small>CCC B BB BBB A AA AAA</small>	A	Mid tier
	C+	Top 5%
	B+	Top 20 in Austria
Quality and ESG certifications		
 EFQM RECOGNISED BY EFQM 2023 ★★★★★★	 EMAS <small>GEPRÜFTES UMWELTMANAGEMENT AT-000735</small>	

Sustainability Pioneer
on the Vienna Stock Exchange

First
Social Bond Issuer

Among the First
Green Bond Issuers

Won
VÖNIX Sustainability Award
for the 4th time in 2025



DISCLAIMER STATEMENT

THE USE BY BKS Bank OF ANY MSCI ESG RESEARCH LLC OR ITS AFFILIATES ("MSCI") DATA, AND THE USE OF MSCI LOGOS, TRADEMARKS, SERVICE MARKS OR INDEX NAMES HEREIN, DO NOT CONSTITUTE A SPONSORSHIP, ENDORSEMENT, RECOMMENDATION, OR PROMOTION OF BKS Bank BY MSCI. MSCI SERVICES AND DATA ARE THE PROPERTY OF MSCI OR ITS INFORMATION PROVIDERS, AND ARE PROVIDED 'AS-IS' AND WITHOUT WARRANTY. MSCI NAMES AND LOGOS ARE TRADEMARKS OR SERVICE MARKS OF MSCI.

Ambitious Digitalization Efforts

Close Client Relationships Also Online

Major Digitalization Achievements and Ambitions

Digitalization Objectives



Instant
Payment



Digital Identity
Verification



Online Mortgage
Application



Integrated E-shop
in Banking App



Mobile Account
Opening



Award-
Winning
Banking App



Accelerated
Lending
Decisions



Electronic
Saving Product
Range



Data-Driven
Sales



Full Digital
Offer Abroad



Securities Account
for Young Adults



Website
Relaunch



Secure
Document
Exchange



Complete Digital
Corporate Banking
Offer



Full Barrier-Free
Access

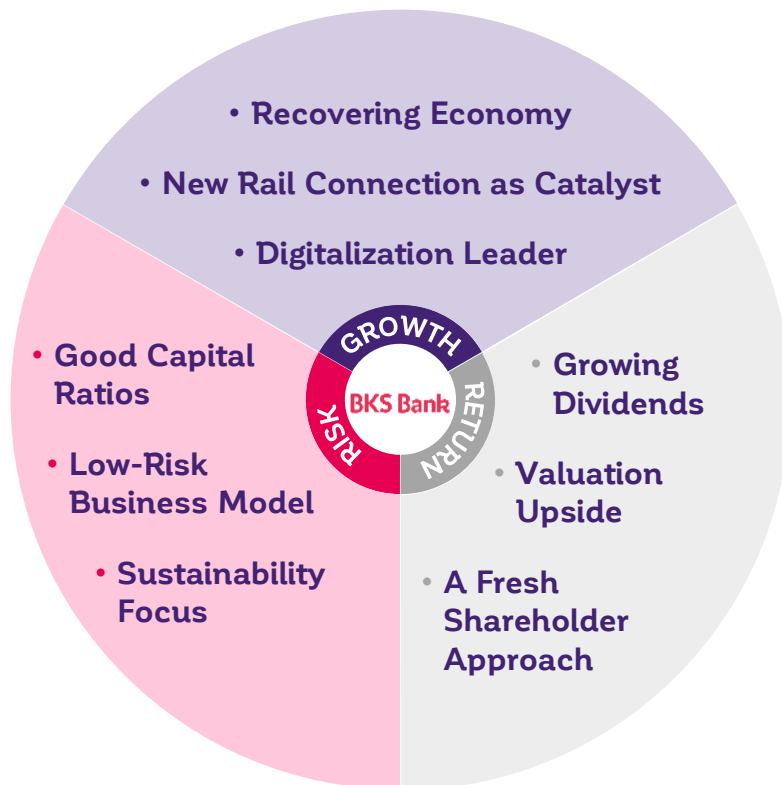
- Meet customers' financial needs in a **proactive, seamless and innovative** manner
- **Service excellence** – whether **in person or digital**
- Maintain **deep, enduring customer relationships**
- **More effective advice** thanks to more extensive data analysis
- Systematically evaluating **technology trends** to drive **long-term business value**

Contents

1. Introduction to BKS Bank	2
2. Why Invest	14
3. Appendix	22
4. Glossary, Contacts, Disclaimer	30

Why Invest in BKS Bank?

Driving Value Growth While Balancing Risk and Return



BKS Bank

Rising Loan Volume, Growing Client Pool

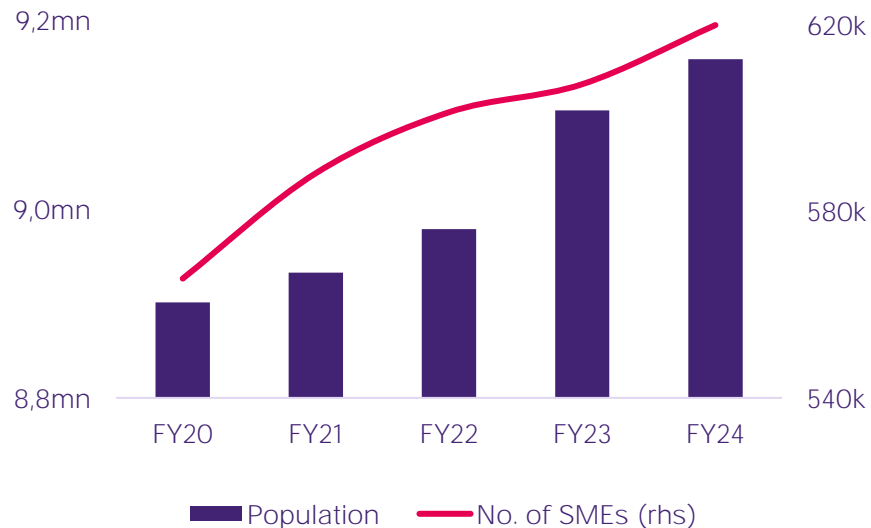
A Favorable Position for Growth

Total Loans Outstanding in Austria

EUR bn



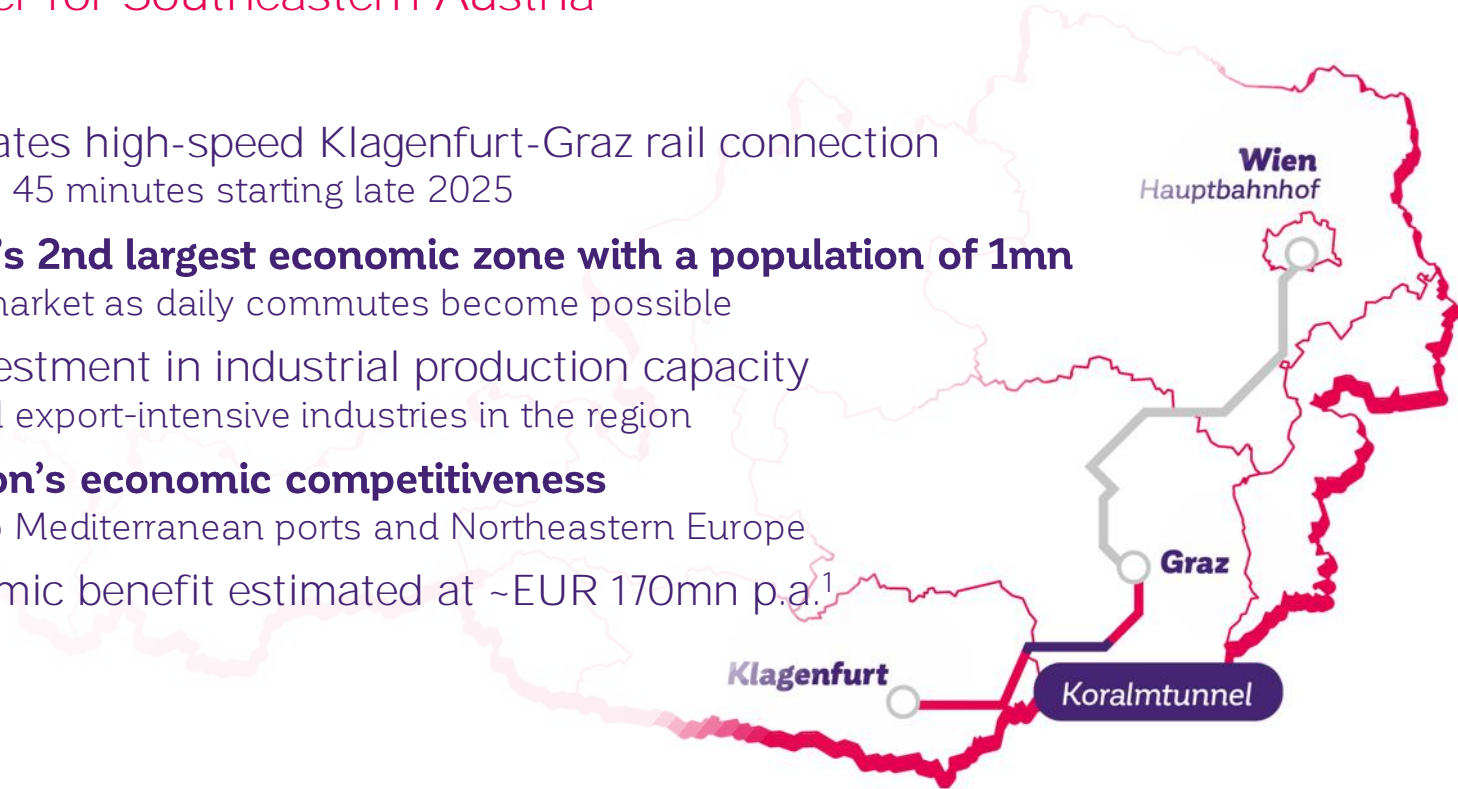
Population and Number of SMEs in Austria



Koralm Tunnel as Economic Catalyst

A Game Changer for Southeastern Austria

- New tunnel creates high-speed Klagenfurt-Graz rail connection
Cuts travel time to 45 minutes starting late 2025
- **Creates Austria's 2nd largest economic zone with a population of 1mn**
Stimulates labor market as daily commutes become possible
- Incentivizes investment in industrial production capacity
Thriving R&D- and export-intensive industries in the region
- **Boosts the region's economic competitiveness**
Efficient access to Mediterranean ports and Northeastern Europe
- Regional economic benefit estimated at ~EUR 170mn p.a.¹



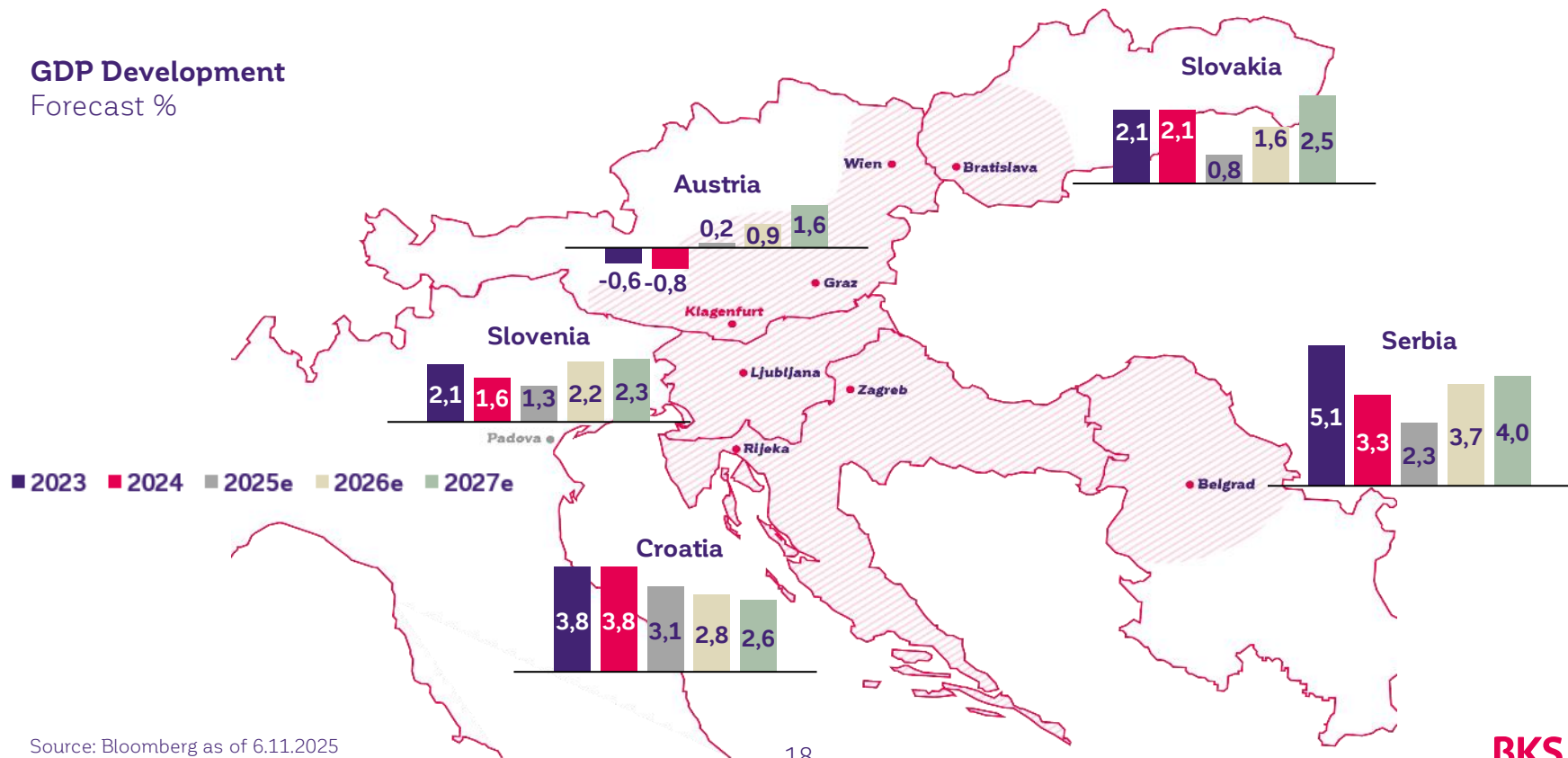
¹Source: Austrian Academy of Sciences,
Institute for Urban and Regional Research, 2002.

CEE Adds to Growth Perspective

Above-Average Expansion in Foreign Markets

GDP Development

Forecast %



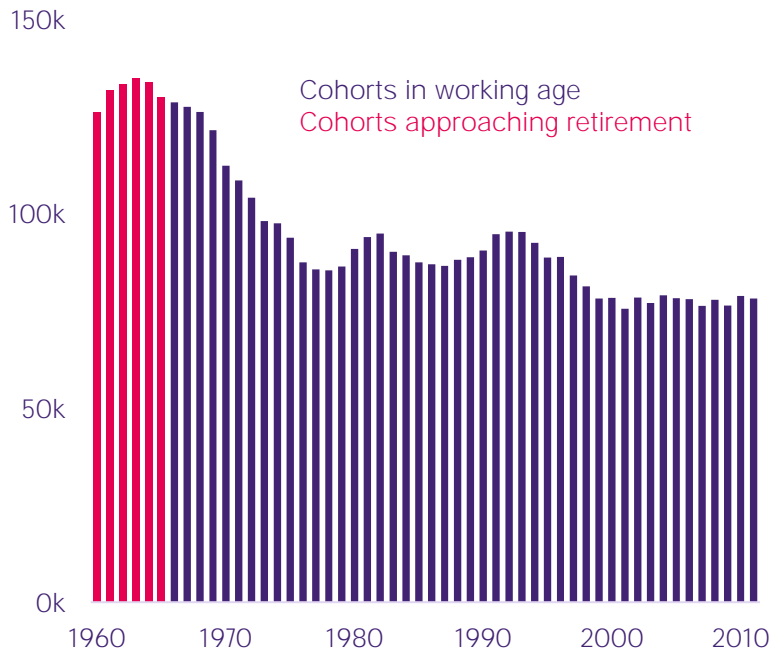
Source: Bloomberg as of 6.11.2025

Private Pension Need Drives F&C Outlook

Thanks to Growing Life Expectancy and Prosperity

Baby Boomers Reach Retirement Age

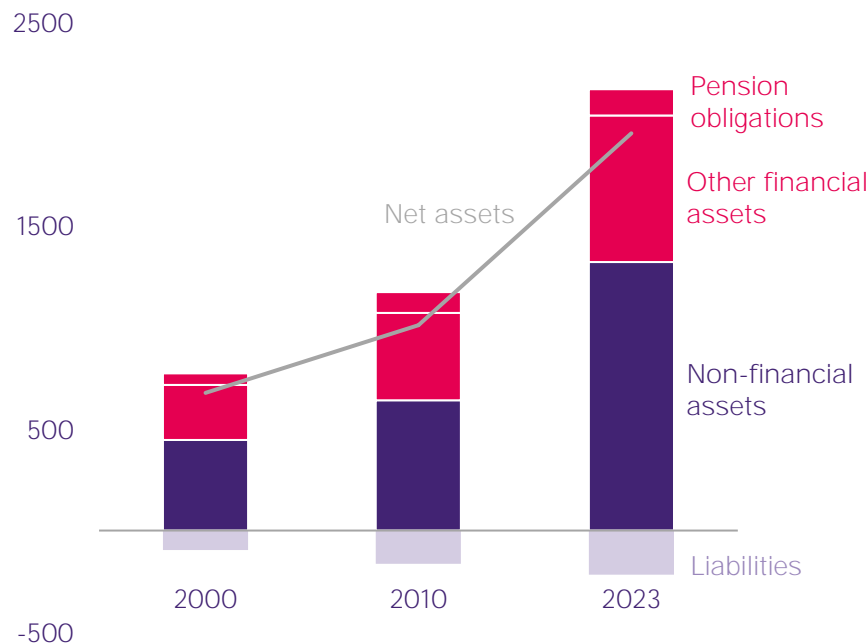
Number of Annual Births in Austria



Source: Statistics Austria, Austrian National Bank

Value of Assets that Austrians own

EUR bn

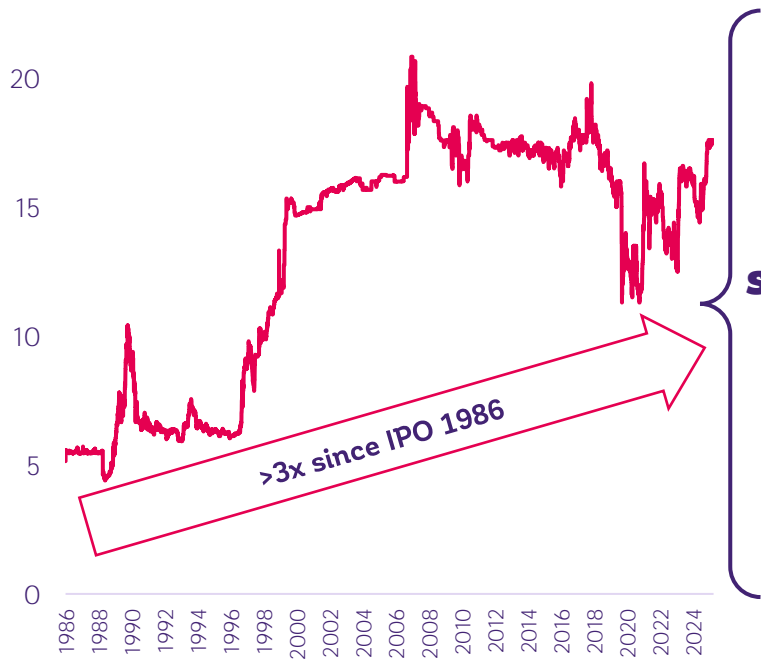


Committed to Shareholder Value

The BKS Share is a Reliable Long-Term Investment

BKS Bank Share Price

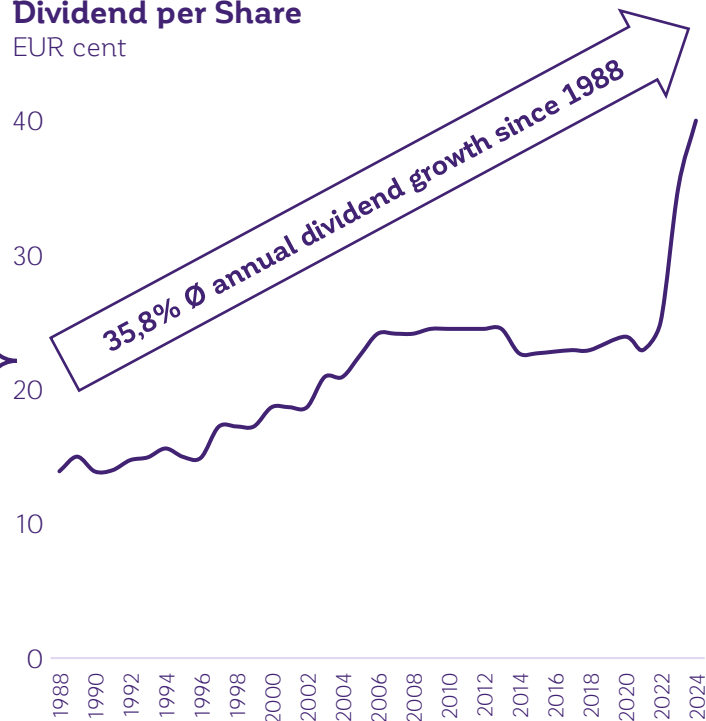
EUR



**Total
shareholder
return
389.3%**

Dividend per Share

EUR cent



Final Remarks

An Excellent Investment Opportunity

- A Well-Kept Universal Bank
Solid Structure, Well Diversified, Growing Profitability
- Deep Regional Roots, Strong Personal Relationships
Corporate and Retail, in Person and Online
- A Multitude of Growth Perspectives
Several Expansion Catalysts in the Market Area
- A Strong Commitment to Shareholder Return
A Good-Value Entry Point to Profit from a Growing Dividend



Contents

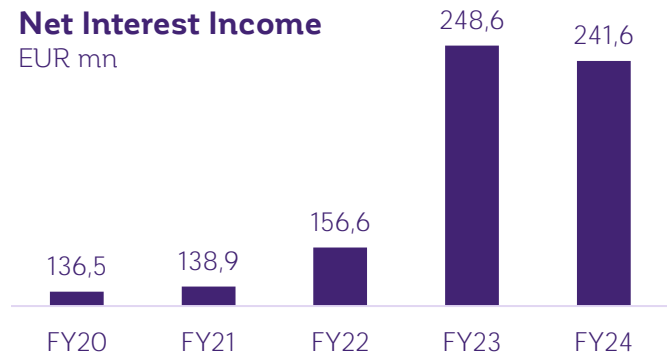
1. Introduction to BKS Bank	2
2. Why Invest	14
3. Appendix	22
4. Glossary, Contacts, Disclaimer	30

Stable Returns

Driven by Interest and Financial Services

Net Interest Income

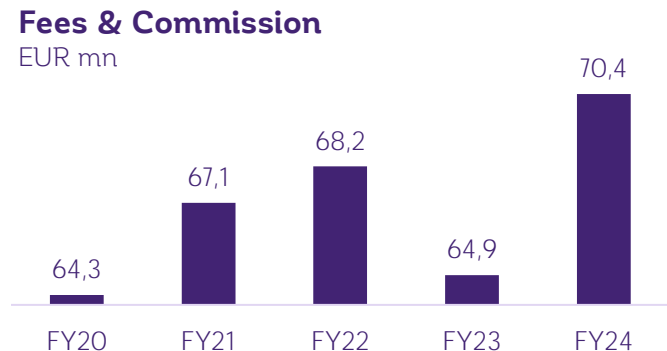
EUR mn



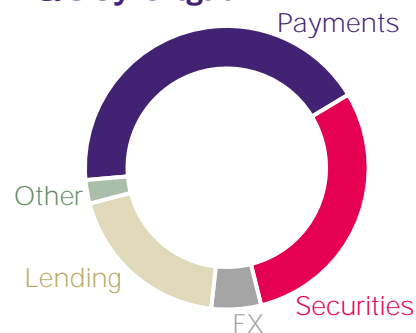
- Interest income defies current rate reduction trend
- **Balanced business model** thanks to two distinct pillars
- **Attractive offers for corporate clients** fosters F&C income

Fees & Commission

EUR mn



F&C by Origin

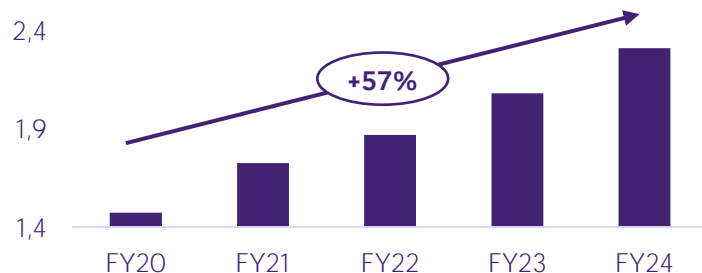


Outstanding Retail Banking

Happy Clients, Growing Business

Retail Term- and Demand Deposits

EUR bn

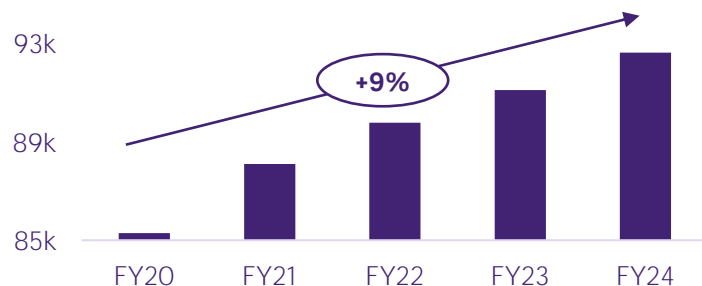


Client Satisfaction Survey

2024 Results

1.4
Client
Satisfaction¹

Number of Retail Accounts



57%
Net Promoter
Score

¹Satisfaction score range: 1 (best) to 5 (worst).

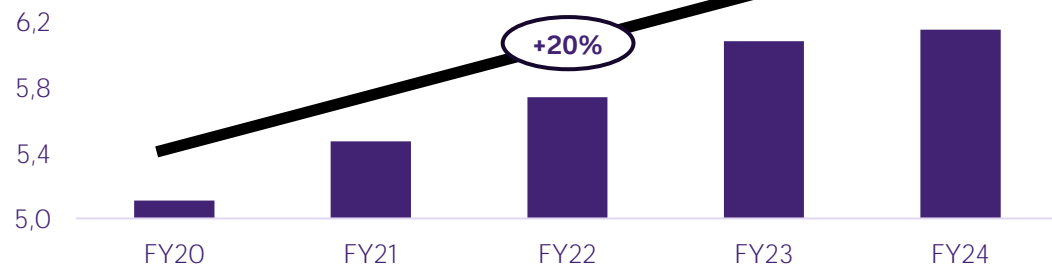


Expanding Corporate Banking

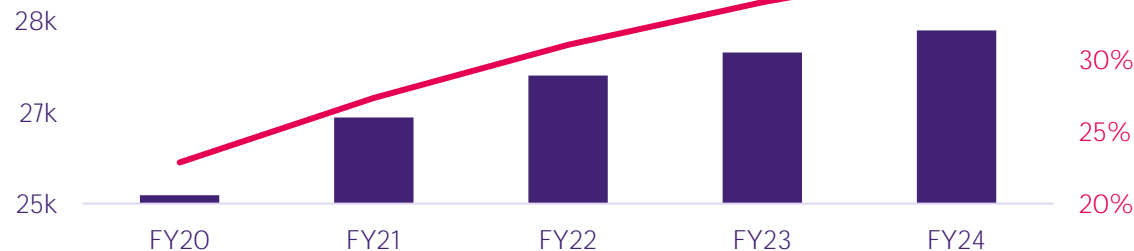
Driven by Adoption of Digital Solutions

Loan Demand

EUR bn



Number of Corporate Clients



— Thereof digitally active (rhs)



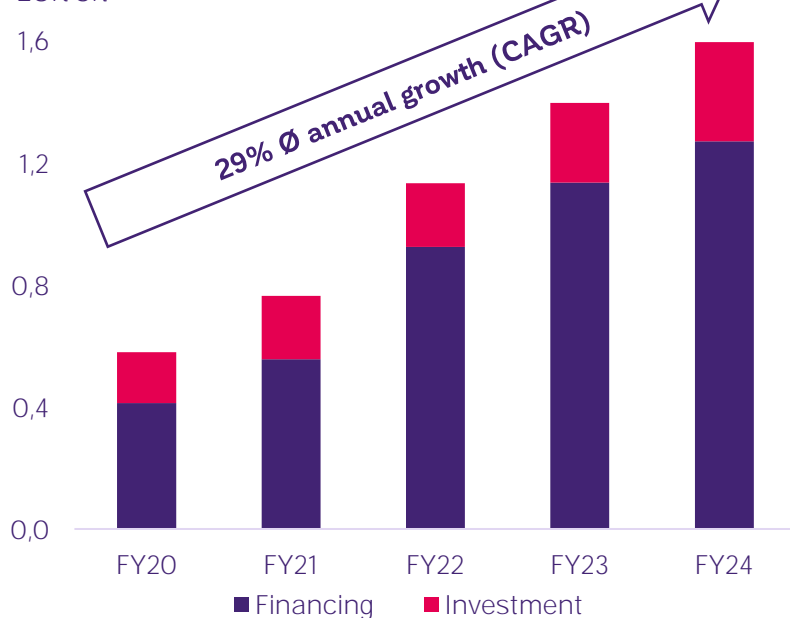
BKS Bank

BKS is a Sustainable Banking Pioneer

A Sprouting Business

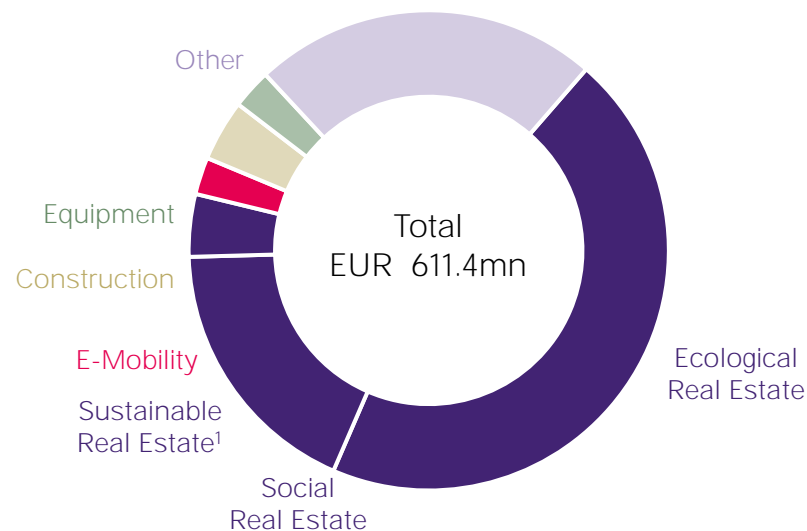
Sustainable Product Volume

EUR bn



Sustainable Asset Register

% of Finance Pool

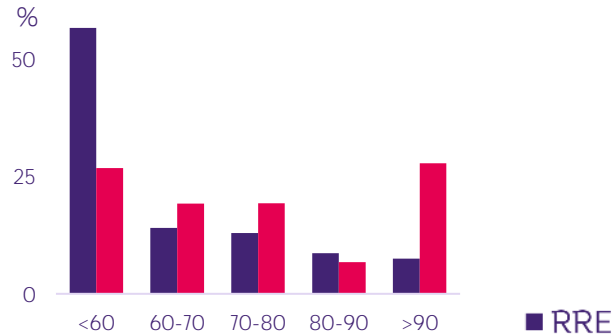


According to the definitions of the Austrian National Bank.
¹Sustainable real estate is defined as ecological and social.
Data as of 30.09.2025.

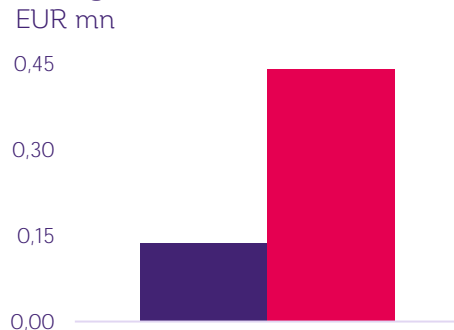
Resilient Real Estate Portfolio

An Important Backbone to Our Business

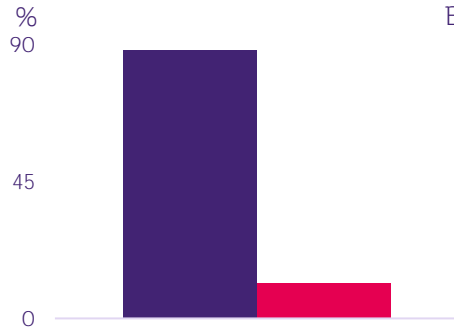
Loan to Value Distribution



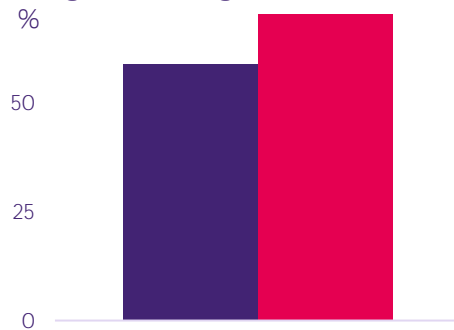
Average Loan Size



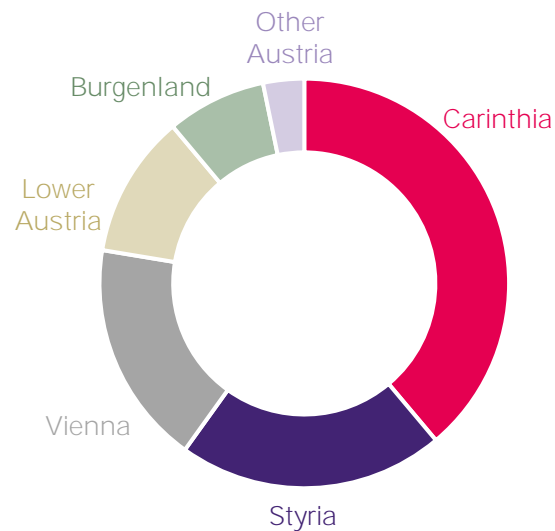
Cover Pool Utilization



Weighted Average LTV



Cover Pool to 100% of Austrian Origin
By Austrian Province



Seasoned Leadership

160 Years of Combined Experience

CEO



Nikolaus Juhász

Responsible for
Domestic Business,
Real Estate, HR,
Communication, etc.

Tenure ends 06/29

CFO/CRO



Claudia Höller

Responsible for
Risk, Controlling, Back
Office, etc.

Tenure ends 02/26

Board Member



Clemens Bousquet

Responsible for
Tasks will be assigned
starting 03/26

Tenure ends 10/28

Digitlization



Dietmar Böckmann

Responsible for
Digital Business, IT,
Operations, etc.

Tenure ends 06/31

Foreign Markets



Renata Maurer Nikolic

Responsible for
International Business

Tenure ends 03/28

Chairwoman SB



Sabine Urnik

Professor of
Accounting and
Business Taxation,
**Paris-Lodron-
University Salzburg**

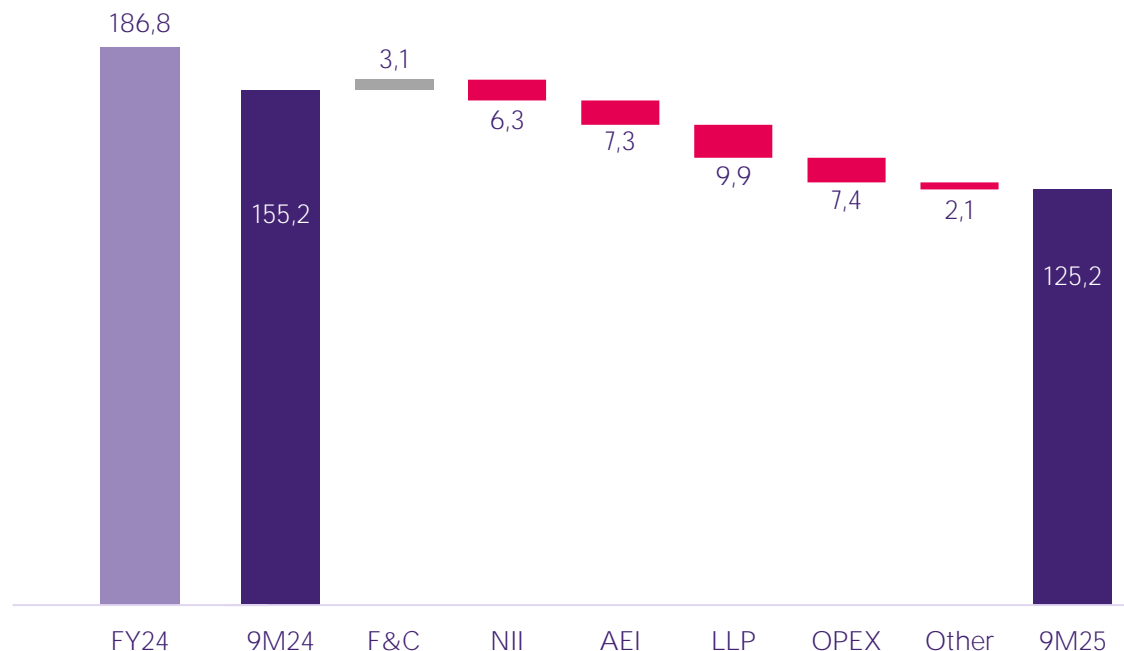
Tenure ends 05/27

9M25 Pre-Tax Result Development

Maintaining an Elevated Level of Profitability

Pre-Tax Result

EUR mn



- **NII** balanced thanks to divestment proceeds
- **F&C** profit from security business and payment transactions
- **LLP** up on weak macro environment in Austria
- **OPEX** rise following digitalization efforts

Contents

1. Introduction to BKS Bank	2
2. Why Invest	14
3. Appendix	22
4. Glossary, Contacts, Disclaimer	30

Glossary

AEI

At equity income

AT1

Additional tier 1

bps

Basis points

CAGR

Compound annual growth rate

CBC

Counterbalancing capacity

CBR

Combined buffer requirement

CET 1

Core equity tier 1

CET1 Ratio

CET 1/TREA

CIR

Cost/income ratio

CR III

Coverage ratio III

CRE

Commercial Real Estate

DPS

Dividend per share

ESG

Environmental, social, governance

FX

Foreign exchange

F&C

Fees & commission

LCR

Liquidity coverage ratio

LDR

Loan/deposit ratio

LLP

Loan loss provisions

NII

Net interest income

NPL

Non-performing loans

NPL Ratio

NPL/total loans

NSFR

Net stable funding ratio

OPEX

Operating expenses

P1R

Pillar 1 requirement

P2R

Pillar 2 requirement

pp

percentage points

rhs

right-hand side

ROE

Return on equity

RRE

Residential Real Estate

SME

Small and middle-sized enterprises

TREA

Total risk exposure amount



Contacts



Mag. Philipp Chladek

Investor Relations
philipp.chladek@bks.at
+43 664 805 567 025



Ferdinand Pinkelnig

Treasury & Financial Institutions
ferdinand.pinkelnig@bks.at

Disclaimer and Imprint

Information contained in this Presentation

This presentation is based on carefully compiled information. The information contained in this presentation has been provided by BKS Bank AG and has not been verified independently. Unless otherwise stated, BKS Bank AG is the source of information. This presentation is intended to provide a general overview of the business of BKS Bank AG and does not purport to deal with all aspects and details regarding BKS Bank AG. Statements contained in this presentation regarding past events or performance should not be taken as a guarantee of future events or performance.

No offer or investment recommendation

This presentation and its contents do not constitute investment advice or a recommendation. The information contained in this document is neither an offer nor a solicitation to subscribe to, purchase or sell any of the investments or (bank) products mentioned in this presentation; neither does it constitute a purchase or sell recommendation. In all legal systems this presentation may only be distributed in compliance with the respective applicable laws, and persons obtaining possession of this presentation should familiarize themselves with, and adhere to, the relevant applicable legal provisions.

No Legal, Tax or Investment Advice

Prospective recipients should not treat the contents of this presentation as advice relating to legal, taxation or investment matters, and are to make their own assessments concerning such matters and other consequences of a potential investment in BKS Bank AG, its securities and (bank) products, including the merits of investing and related risks.

Forward-looking Statements

Insofar as this presentation contains forward-looking statements, such statements do not represent facts and are characterized by the words "expect", "believe", "estimate", "intend", "aim", "assume" or similar expressions. Such statements express the intentions, opinions or current expectations and assumptions of BKS Bank AG. Such forward-looking statements are based on current plans, estimates and forecasts which BKS Bank AG has made to the best of its knowledge, but which do not claim to be correct in the future. Forward-looking statements are subject to risks and uncertainties that are difficult to predict and usually cannot be influenced by BKS Bank AG. It should be kept in mind that the actual events or consequences may differ materially from those contained in or expressed by such forward-looking statements. BKS Bank AG undertakes no obligation to update or revise any of the information, including forward-looking statements, or the conclusions contained herein or to reflect new events or circumstances or to correct any inaccuracies which may become apparent subsequent to the date hereof.

Produced by: BKS Bank AG, St. Veiter Ring 43, 9020 Klagenfurt, Austria
Companies Register Court: Regional Court Klagenfurt, Companies Registration Number: FN 91810s
Supervisory authority: Financial Market Authority Austria, Division Banking and Securities Supervision
Chamber/Professional Association: Chamber of Commerce and Industry Austria, Division Banking and Insurance
Copy deadline: November 2025

BIC: BFKKAT2K
Reuters Dealing Code: BKSK
Bloomberg Code: BKUS AV
LEI (Legal Entity Identifier): 529900B9P29R8W03IX88